



Model: 750T Top Drives

Serial #: All

Apr. 12, 2019

Product Bulletin # TDS-196

Alert



Gearcase Drain Issue

The gearcase drain elbow on 750T top drives includes a baffle to direct the flow of oil into the sump tank when rotating at high RPM. If the baffle is installed incorrectly, the lube oil may not properly drain from the gearcase while rotating at high RPM.

Affected Models

Both 1275AC-681 and 1275AC-865 top drives.

Parts Affected

DT17422 - DRAIN ASSY, MODIFIED

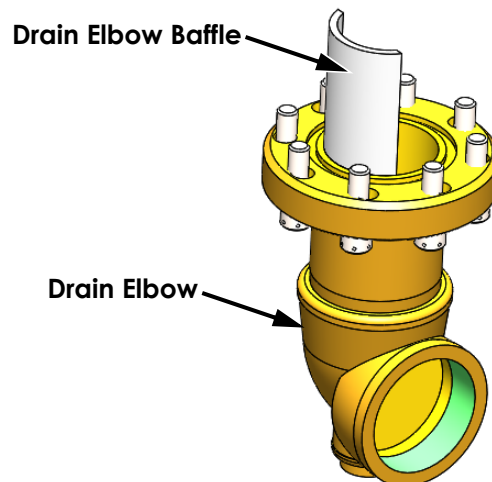


Figure 1: Gearcase Drain Elbow Assembly (P/N: DT17422)

Recommendation

Ensure the baffle is oriented correctly. Inspect the baffle position through the view window on the off-driller's side of the gearcase.

The convex side of the baffle should be pointing towards the motor pinion as shown in Figure 2 on page 2.

If the drain elbow baffle is not oriented correctly, drain oil from the gearcase. Remove drain elbow assembly and reinstall with baffle in the correct orientation as shown in Figure 2.

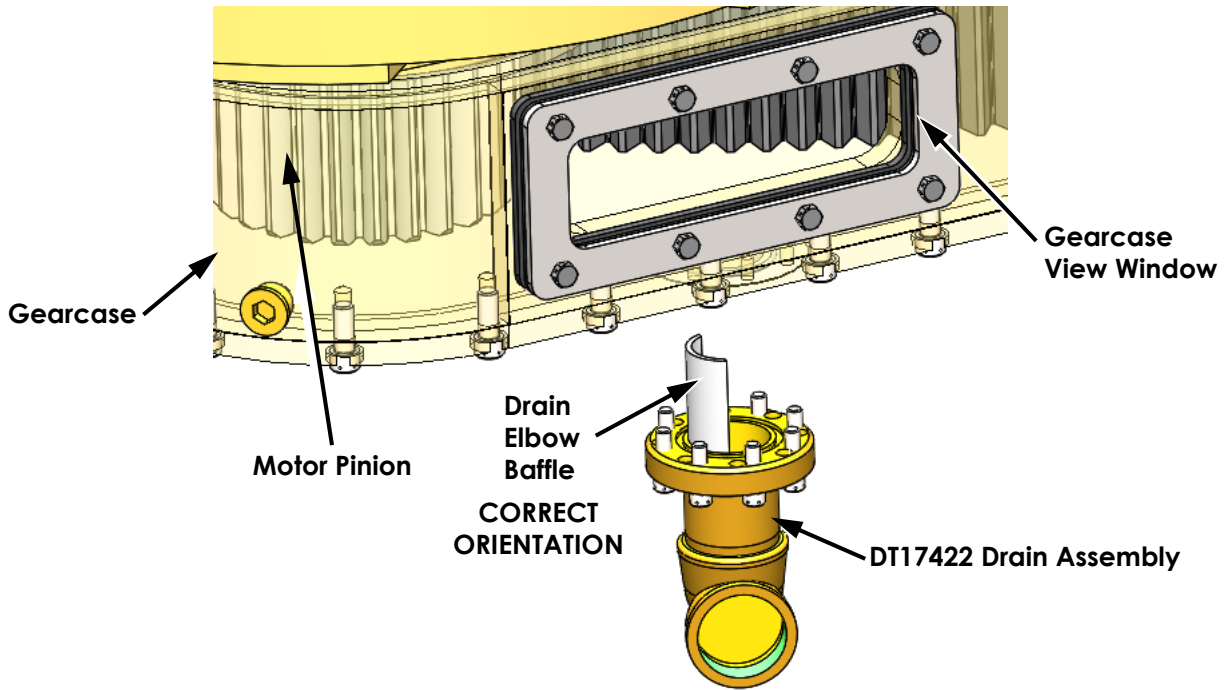


Figure 2: Drain Elbow Baffle Correct Orientation

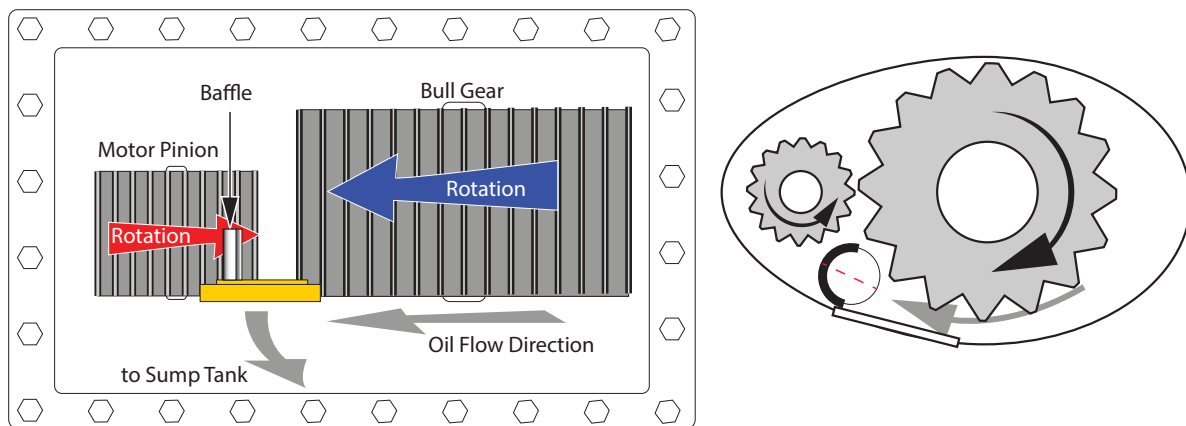


Figure 3: Arrangement Illustration